



**General Practice  
Clinical Capacity  
in Barnet**

Jill Webb  
Head of Primary Care

23<sup>rd</sup> September 2015

# The Brief

- Review of GP service provision available within Barnet specifically in relation to access and clinical capacity
- Future plans to ensure sufficient GPs to provide comprehensive coverage within the growing population
- GP provision for the predicted increase in the elderly population
- Plans to provide adequate services in areas of regeneration

# Content

1. National context - Funding in primary care (2015/16) to improve capacity and access
2. GP Contracts and Workforce in Barnet
3. Current clinical capacity and provisions of access across Barnet
4. Patient views on access
5. Future prediction for clinical capacity (population growth and elderly population)
6. Future plans, what are the priorities to address capacity and access
7. Summary / Conclusion

## National Context – Funding in primary care (2015/16) to improve capacity and access

- Primary Care budgets have increased by 4.1% compared to CCGs at 3.4%
- £1 billion - Primary Care Infrastructure Fund is a new four-year investment programme in workforce, technology and infrastructure
- £125 million - PM Challenge Fund – improving access to general practice wave two schemes will further improve access to and build on £50m wave one funding 2014/15. It includes £6m programme to support digital transformation
- £250 million budget for primary care IT – improving access to online booking, click and collect service for repeat prescriptions and full medical records
- £10 million for measures to tackle recruitment and retention – the GP Workforce 10-Point Plan
- £10 million programme of support for struggling practices to be developed between NHS England and NHS Clinical Commissioners.

## GP Contracts and Workforce in Barnet

CCG Name	APMS	GMS	PMS	Grand total	Estimate Population size ONS 2014	Proportion of Single Hander contracts
NHS Barnet CCG	1	36	26	63	367,265	30%
NHS Camden CCG	3	17	16	36	225,140	22%
NHS Enfield CCG	1	21	27	49	320,524	33%
NHS Haringey CCG	1	21	25	47	265,900	32%
NHS Islington CCG	1	31	2	34	206,100	21%

The above table provides an overview of the range of Primary Care Contracts that are commissioned across North Central London and the proportion of single hander practices. **There are 284 GP Performers across Barnet of which 3 % (8) are locums and 17% (48) are more than 60 years.**

Barnet has a similar proportion of single hander contracts compared to Enfield and Haringey. **NHS England has seen a change in the number of small practices that wish to merge. In 2015, there have been 3 mergers with 1 pending in Barnet. This has not impacted on GP clinical capacity.**

## Clinical Capacity across Barnet

### Comparison of GPs per 1000 patients in London and Nationally

Ranking GP-patient ratio	NHS England Region	CCG	Average Number of Registered Patients	GPs (exc. Registrars and Retainers) per 1,000 Patients - FTE
Average across London and England	NHS England London	NHS Barnet	5771	0.56
Highest in London	NHS England London	NHS Islington	6047	0.69
Highest in England	NHS England North (Cumbria and North East)	NHS Northumberland	7151	0.77
Lowest in London and England	NHS England London	NHS Bexley	8531	0.40

The average GP FTE per 1000 patients Nationally and across London is 0.57 and 0.55, therefore Barnet falls within the average.

**This indicates that Barnet meets the national average for FTE GPs employed per 1000 patients.**

## Clinical Capacity across Barnet

### Comparison of GPs & Nurses WTE per 1000 patients in London and North Central London

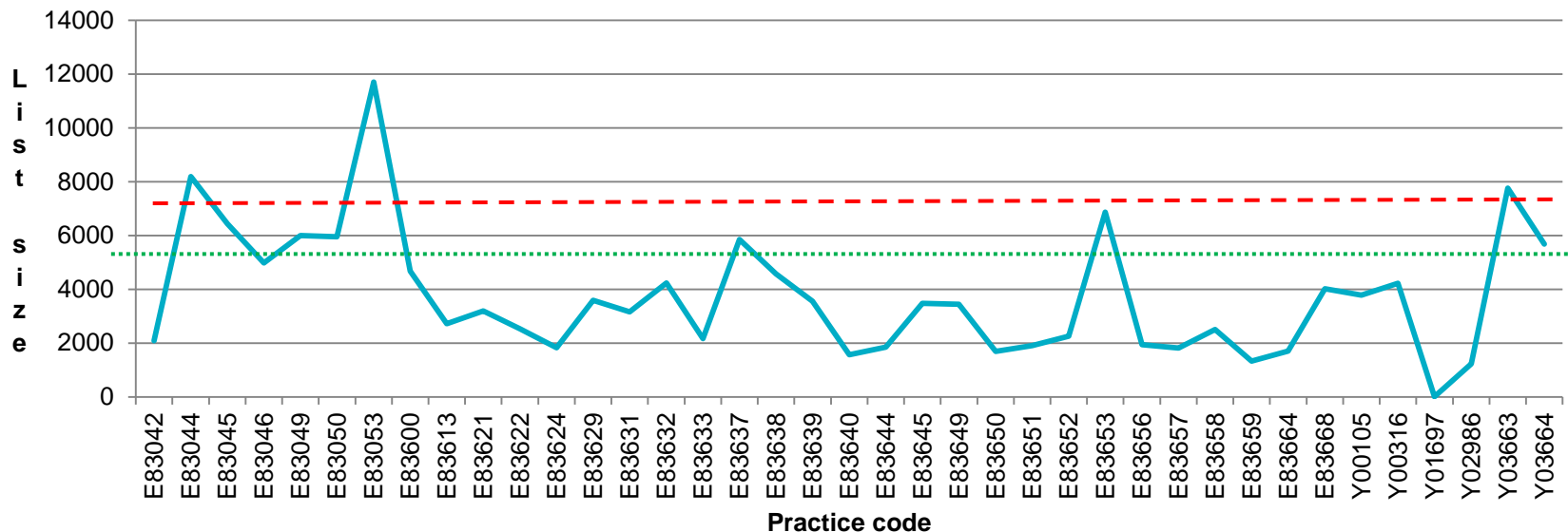
Ranking GP-patient ratio	NHS England Region	CCG	Average Number of Registered Patients	GPs (exc. Registrars and Retainers) per 1,000 Patients - FTE	Nurses per 1000 patients	GPs/Nurse combined per 1,000 patients
Average across London	NHS England London	NHS Barnet	5771	0.56	0.16	0.72
Lowest in London	NHS England London	NHS Redbridge	6385	0.45	0.14	0.59
Highest in London	NHS England London	NHS Tower Hamlets	7989	0.68	0.27	0.96
Lowest in North Central London	NHS England London	NHS Enfield	6458	0.55	0.16	0.71
Highest in North Central London	NHS England London	NHS Islington	6047	0.69	0.20	0.89

The average GP & Nurse FTE per 1000 patients combined across London is 0.75. Barnet is just above the average across London, the Borough is 19<sup>th</sup> out of 32 CCG areas in London.

**This indicates that Barnet provides sufficient clinical capacity for GP and Nurse FTE per 1000 patients**

## Provision of access

### Comparison between practice list sizes in Barnet and the National average list size (1)



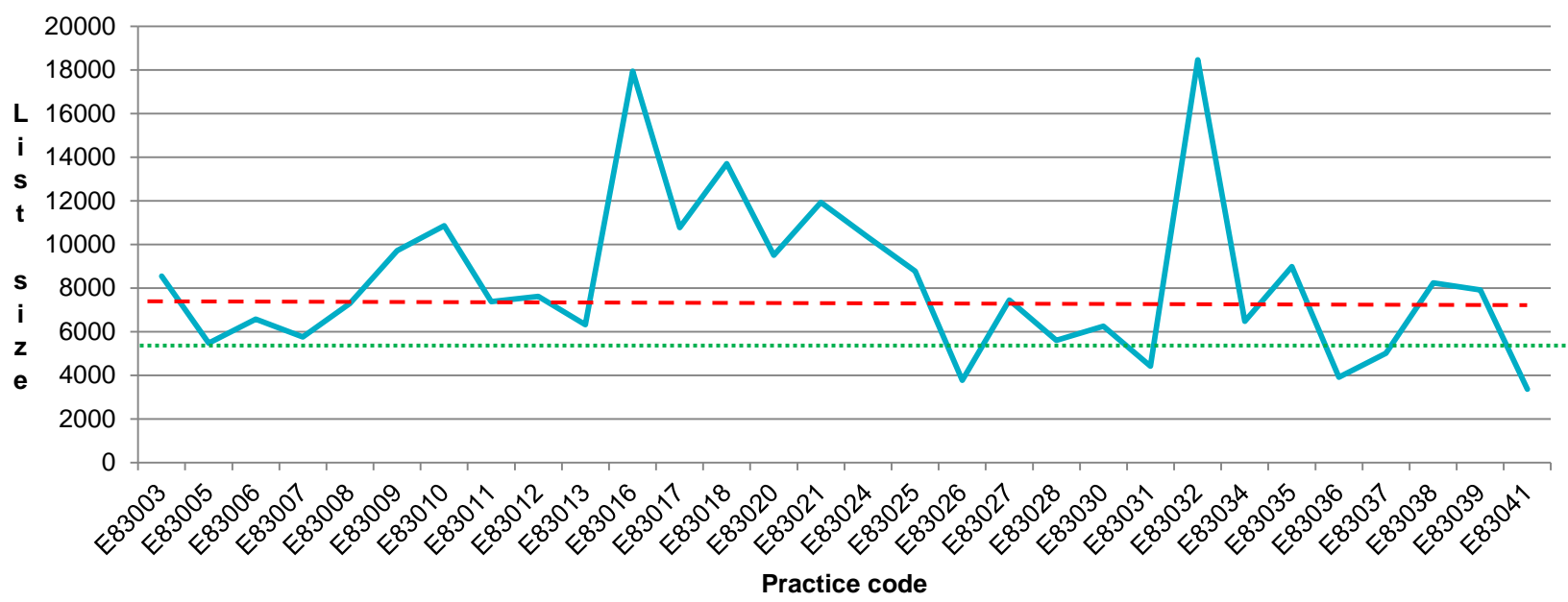
80% of the practices in Barnet are below the National average list sizes (7,518) and 60% are below the Barnet CCG average (5,721). Barnet also has the highest number of practices across North Central London.

This indicates that **Barnet has a high number of small practices but is within the London average for GP FTE. Therefore, on average, patients should have reasonable access to clinical services.**



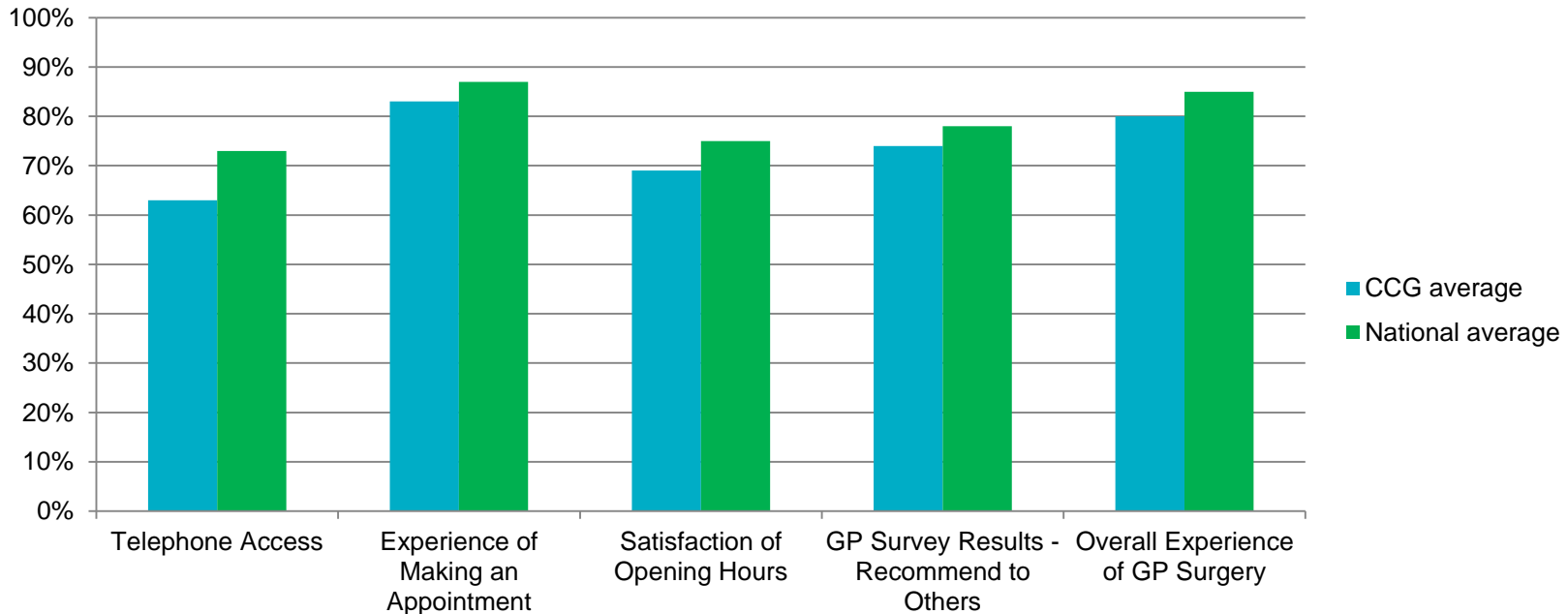
# Provision of access across Barnet

## Comparison between practice list sizes in Barnet and the National average list size (2)




*Barnet average raw list size October 2014*  
*National raw list size ,Office of National Statistics September 2014 GP Census*

## Patient views on access



When we compare patients views of access (Core and Extended Hours provision) across Barnet against the National average, it shows that **patients are most satisfied with their experience of making an appointment** with a only a 4% difference between the Barnet (83%) and National average (87%).

**Patients are least satisfied with telephone access and opening hours.**



## Patient views of access

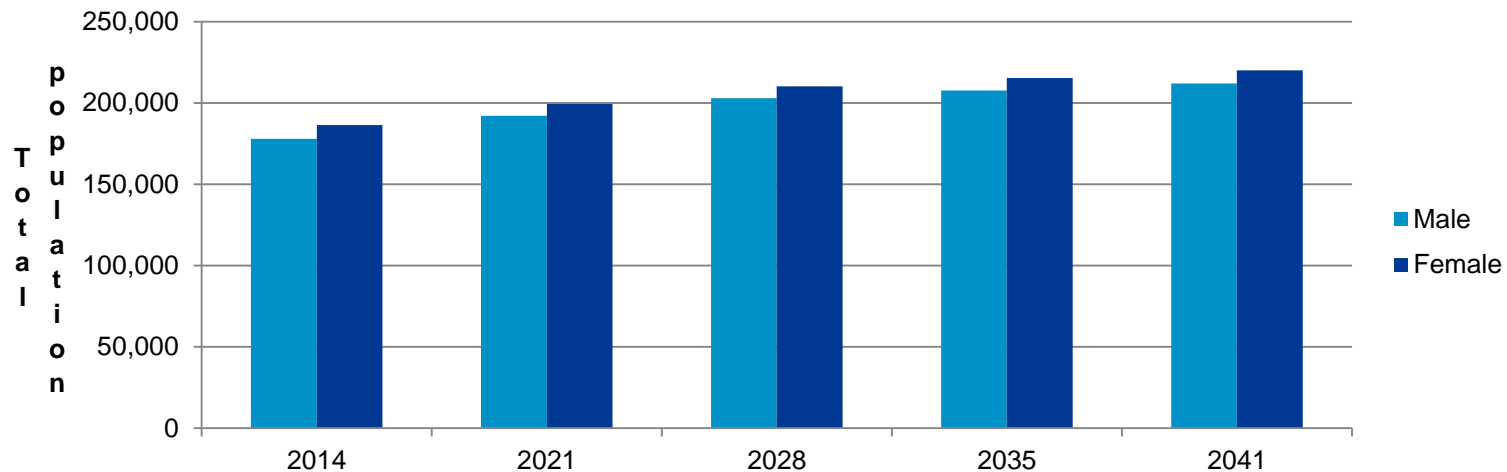
% of Core hours provided	No. of practices	% of practices
Practice 's providing 100%	8	13%
Practice's providing 80-99%	30	48%
Practice's providing 60-79%	21	33%
Practices providing less than 60%	4	6.3

- Patient views may be reflective of the opening hours of practice's
- Only 13% (8) of practices across Barnet are open 100% of Core Hours (8am to 6.30pm)
- 48% (30) are open between 80-100% of core hours
- 8 / 30 practice's are delivering 80% (+/- 2%) of core hours per week. They are closed for 10.5 hours per week (equates to 2 hours closure per day)
- 4 practice's are delivering less than 60% of core hours. They are closed for more than 21 hours per week (equates to 4 hours closure per day)

**NHS England and the CCG are currently considering how the arrangements for 8am -8pm and weekend opening hours will work. We are also working with the Care Quality Commission (CQC) to address the variation in quality and performance.**



## Future prediction for Clinical Capacity – population growth

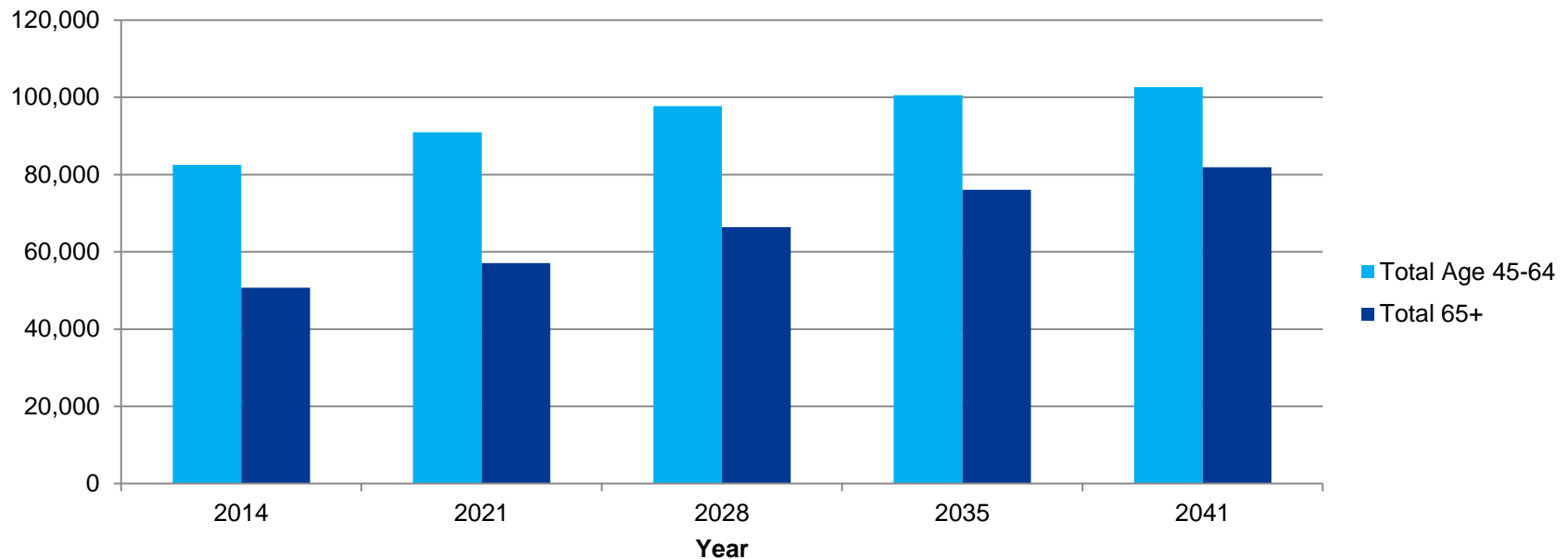


The largest increase in the population is between 2014 – 2021 with 6.89% increase in the total population ( 26,991 residents). Post 2021 there is a predicted decline in the population at a rate of about 2% over the 20 years.

Based on Barnet's current GP capacity of 0.56 FTE, which is line with the London and National average, **this equates to an additional 15 GP FTE over the next 7 years.**

Barnet's existing GP and Nurse combined is 0.72 FTE which is above the London average, the increase in population over the next 7 years will **equates to an additional 19 GP and Nurse FTE over the next 7 years.**

## Will the additional GP and Nurse capacity meet the growth in the elderly population?




- The rate of growth for the elderly population over the next 7 years (2014-2021) is above the rate of the total population growth (6.89%).
- For ages 45-64, the rate of growth is 9.24% (8,412 residents) and over 65 is 11.24% (7,000 residents) which are both above the total population rate of growth
- The change in the population demographics is reflected in practices budgets




## Will the additional GP and Nurse capacity meet the growth in the elderly population?

- The Weighted Carr–Hill formula is used to compensate GP practices for any additional workload associated with different factors. GP budgets are adjusted to include the:
  - Age and sex
  - Additional needs of the population, relating to morbidity and mortality
  - List turnover
  - Nursing and residential homes index
  - Market forces factor and rurality index
- **The increase of 7,000 patients for the age groups 45-64 and 65+ across Barnet within the next 7 years will be adjusted in practice budgets using the Carr-Hill formula which will allow practices to review resources to meet demand.**



## Ways that commissioners can maximise capacity and access to GP services for registered patients


- **FTE GP and Nurse** - Bench mark British Medical Association 1 GP FTE : 1800 patients. Comparing Barnet's existing 0.56WTE per 1000 patients indicates that Barnet existing capacity is in line with the BMA recommendation
- **Access** – Ensuring Core hours provision (8am – 6.30pm) and Extended hours provision through contract management
- **Health Care Assistants/skill mix** – Barnet currently has 40 HCA employed across 63 practices, which provides additional clinical capacity
- **Open list** – No practice in Barnet currently has a closed list
- **Number of appointments available** – 72 GP and 33 Nursing appointments per 1000 population per week in PMS practices
- **PMS Contracts and access** – 26 / 36 practices are PMS across Barnet  
.Existing KPIs deliver a range of access indicators
  - open at least 52.5 hours per week (core hours 8am – 6.30pm)
  - practice offers 15 minute appointments for routine booked appointments



## Future Plans, what are the priorities to address capacity and access Development Area – Grahame Park

### Planned population change near Grahame Park Estate

- Existing health centre at Grahame Park due for demolition in 2017/18 when the 'Plot 11' area of Grahame Park Concourse is redeveloped
- Site currently houses Everglade Practice and Park View MC (branch).
- New facility planned with two suitable sites in the vicinity identified.
- The new health centre will appear as a single practice, and will have space for patient growth to meet the housing growth in the vicinity.
- Although unlikely, there may be a need to provide a temporary facility if the new centre is incomplete by the time existing centre is demolished.
- New centre planned opening 2018-2020 (subject to land availability).





## Future Plans, what are the priorities to address capacity and access Development Area – Central Colindale

- Population change near Colindale Station / Aerodrome Road:
  - To respond to the population growth in the Aerodrome Road/Colindale Avenue area, a new health centre and GP service is being planned to over time serve 15,000 patients
  - Health centre (approx. 1,000 sqm) being negotiated with Redrow, developer of Peel Centre. Site adjacent to Colindale tube station will be available from approximately 2022
  - A temporary health centre is being discussed with St George (landlord) to be located at Beaufort Park, to house services until the new Peel Centre site becomes available.
  - Aim is to have temporary site in place by early 2017



## Future Plans, what are the priorities to address capacity and access Development Area – Brent Cross

- Significant regeneration area, developing a new town centre and up to 27,000 new jobs and 7,500 new homes by 2020
- 3 new schools and new parks and community facilities, indicating an anticipation of an influx of young families with children to the area.
- Significant developments in the immediate and surrounding area of Brent Cross and Colindale will put additional pressure on the capacity of the surrounding GP practices as more people move into the area.
- **Part of the re-development of the Brent Cross locality should incorporate a new health facility**
- There is also capacity for further growth in the Cricklewood HC in the south of the borough



## Future Plans, what are the priorities to address capacity and access

- **Primary Medical Services Contract Review 2015/16** – “Premium Services” and renegotiated Key Performance Indicators (KPIs) aim to deliver improvements in clinical services, access and clinical capacity through increased appointments to meet patient need and access
- **Primary Care Infrastructure fund (PCIF)** – Nationally, 721 practices PCIF applications have been approved in principle (spring 2015). The applications range from facility expansions / improvements which will provide short term capacity within the wider GP network of practices
- **Performance** – NHS England, Barnet CCG & the CQC continue to identify and address variations in performance
- **Access** – NHS England & Barnet CCG are currently considering how the arrangements for 8am – 8pm and weekend opening hours will work
- **Primary Care Co- Commissioning** – From 1<sup>st</sup> October, NHS England and North Central London CCGs are ‘co-commissioning’ GP services

## Summary of Findings

- Existing FTE GP and Nurse per 1000 patients is sufficient to meet the existing population
- Based on the predicted population growth of 26,991 residents over the next 7 years in Barnet it is estimated that Barnet will need an additional 15 GP FTE and 19 GP and Nurse FTE combined
- Carr-Hill weighted formula will provide an age adjustment to practice budgets which will meet the growth in the elderly population of 7,000 residents over the next 7 years. There are also a significant number of factors that can be deployed by commissioners to maximise access and clinical capacity to GP services
- NHS England has commenced work with the London Borough of Barnet and the CCG to address the housing developments specifically in the Grahame Park Area of Barnet where a new health centre is planned. A new GP practice is also planned for the Peel Centre site
- The CCG is also working jointly with NHS England to review the provision of services for Elderly patients delivered from Finchley Memorial Hospital
- Nationally there are several initiatives to improve access
- NHS England are also implementing key priorities to address the variation in quality and access

**Questions**

**?**